

DOOGAR & ASSOCIATES

Chartered Accountants

INDEPENDENT AUDITORS' REPORT

TO THE MEMBERS OF RUDRABHISHEK GEO ENGINEERING PRIVATE LIMITED

Report on the Audit of the Financial Statements

Opinion

We have audited the accompanying financial statements of RUDRABHISHEK GEO ENGINEERING PRIVATE LIMITED ("the Company"), which comprise the Balance Sheet as at March 31, 2025, the Statement of Profit and Loss (including Other Comprehensive Income), the Statement of Changes in Equity and the Statement of Cash Flows for the year ended on that date, and a summary of the significant accounting policies and other explanatory information (hereinafter referred to as "the financial statements").

In our opinion and to the best of our information and according to the explanations given to us, the aforesaid financial statements give the information required by the Companies Act, 2013 ("the Act") in the manner so required and give a true and fair view in conformity with the Indian Accounting Standards prescribed under section 133 of the Act read with the Companies (Indian Accounting Standards) Rules, 2015, as amended, ("Ind AS") and other accounting principles generally accepted in India, of the state of affairs of the Company as at March 31, 2025, the loss and total comprehensive income, changes in equity and its cash flows for the year ended on that date.

Basis of Opinion

We conducted our audit of the financial statements in accordance with the Standards on Auditing specified under section 143(10) of the Act (SAs). Our responsibilities under those Standards are further described in the *Auditor's Responsibilities for the Audit of the Financial Statements* section of our report. We are independent of the Company in accordance with the Code of Ethics issued by the Institute of Chartered Accountants of India (ICAI) together with the independence requirements that are relevant to our audit of the financial statements under the provisions of the Act and the Rules made thereunder and we have fulfilled our other ethical responsibilities in accordance with these requirements and the ICAI's Code of Ethics. We believe that the audit evidence we have obtained is sufficient and appropriate to provide a basis for our audit opinion on the financial statements.

Information Other than the Financial Statements and Auditors' Report Thereon

The Company's Management and Board of Directors are responsible for the preparation of the other information. The other information comprises the information included in the Management Discussion and Analysis, Board's Report including Annexures to Board's Report, Business Responsibility Report, Corporate Governance and Shareholder's Information, but does not include the financial statements and our auditor's report thereon. The other information is expected to be made available to us after the date of this Auditor report.

Our opinion on the financial statements does not cover the other information and we do not express any form of assurance conclusion thereon.

13, Community Centre, East of Kailash, New Delhi - 110065
E-mail : client@doogar.com, admin@doogar.com, Website : www.doogar.com

Ph. : 011-46579759, 41051966, 47037656

Branches at : Mumbai and Agra



In connection with our audit of the financial statements, our responsibility is to read the other information and, in doing so, consider whether the other information is materially inconsistent with the financial statements or our knowledge obtained during the course of our audit or otherwise appears to be materially misstated.

If, based on the work we have performed, we conclude that there is a material misstatement of this other information, we are required to report that fact. We have nothing to report in this regard.

Management's Responsibility for the Financial Statements

The Company's Management and Board of Directors are responsible for the matters stated in section 134(5) of the Act with respect to the preparation of these financial statements that give a true and fair view of the financial position, financial performance, total comprehensive income, changes in equity and cash flows of the Company in accordance with the Ind AS and other accounting principles generally accepted in India. This responsibility also includes maintenance of adequate accounting records in accordance with the provisions of the Act for safeguarding the assets of the Company and for preventing and detecting frauds and other irregularities; selection and application of appropriate accounting policies; making judgments and estimates that are reasonable and prudent; and design, implementation and maintenance of adequate internal financial controls, that were operating effectively for ensuring the accuracy and completeness of the accounting records, relevant to the preparation and presentation of the financial statements that give a true and fair view and are free from material misstatement, whether due to fraud or error.

In preparing the financial statements, management is responsible for assessing the Company's ability to continue as a going concern, disclosing, as applicable, matters related to going concern and using the going concern basis of accounting unless management either intends to liquidate the Company or to cease operations, or has no realistic alternative but to do so.

The Board of Directors are responsible for overseeing the Company's financial reporting process

Auditor's Responsibilities for the Audit of the Financial Statements

Our objectives are to obtain reasonable assurance about whether the financial statements as a whole are free from material misstatement, whether due to fraud or error, and to issue an auditor's report that includes our opinion. Reasonable assurance is a high level of assurance, but is not a guarantee that an audit conducted in accordance with SAs will always detect a material misstatement when it exists. Misstatements can arise from fraud or error and are considered material if, individually or in the aggregate, they could reasonably be expected to influence the economic decisions of users taken on the basis of these financial statements.

As part of an audit in accordance with SAs, we exercise professional judgment and maintain professional skepticism throughout the audit. We also:

Identify and assess the risks of material misstatement of the financial statements, whether due to fraud or error, design and perform audit procedures responsive to those risks, and obtain audit evidence that is sufficient and appropriate to provide a basis for our opinion. The risk of not detecting a material misstatement resulting from fraud is higher than for one resulting from error, as fraud may involve collusion, forgery, intentional omissions, misrepresentations, or the override of internal control.

Obtain an understanding of internal financial controls relevant to the audit in order to design audit procedures that are appropriate in the circumstances. Under section 143(3)(i) of the Act, we are also responsible for expressing our opinion on whether the Company has adequate internal financial controls system in place and the operating effectiveness of such controls.



g) With respect to the other matters to be included in the Auditor's Report in accordance with the requirements of section 197(16) of the Act, as amended:

In our opinion and to the best of our information and according to the explanations given to us, no remuneration has been paid by the Company to its directors during the year.

h) With respect to the other matters to be included in the Auditor's Report in accordance with Rule 11 of the Companies (Audit and Auditors) Rules, 2014, as amended in our opinion and to the best of our information and according to the explanations given to us:

i) There are no pending litigations having impact on its financial position requiring disclosure in its financial statements.

ii) There are no material foreseeable losses, on long term contracts requiring provision under applicable law or accounting standard. As informed, there are no derivative contracts.

iii) There were no amounts, required to be transferred, to the Investor Education and Protection Fund by the Company.

iv) (a) The Management has represented that, to the best of its knowledge and belief, no funds (which are material either individually or in the aggregate) have been advanced or loaned or invested (either from borrowed funds or share premium or any other sources or kind of funds) by the Company to or in any other person or entity, including foreign entity ("Intermediaries"), with the understanding, whether recorded in writing or otherwise, that the Intermediary shall, whether, directly or indirectly lend or invest in other persons or entities identified in any manner whatsoever by or on behalf of the Company ("Ultimate Beneficiaries") or provide any guarantee, security or the like on behalf of the Ultimate Beneficiaries;

(b) The Management has represented, that, to the best of its knowledge and belief, no funds (which are material either individually or in the aggregate) have been received by the Company from any person or entity, including foreign entity ("Funding Parties"), with the understanding, whether recorded in writing or otherwise, that the Company shall, whether, directly or indirectly, lend or invest in other persons or entities identified in any manner whatsoever by or on behalf of the Funding Party ("Ultimate Beneficiaries") or provide any guarantee, security or the like on behalf of the Ultimate Beneficiaries;

(c) Based on the audit procedures that have been considered reasonable and appropriate in the circumstances, nothing has come to our notice that has caused us to believe that the representations under sub-clause (i) and (ii) of Rule 11(e), as provided under (a) and (b) above, contain any material misstatement.

v) a) No final dividend was proposed in the previous year which was required to be declared and paid by the Company during the year.

b) No interim dividend was declared and paid by the company during the year.

c) The Board of Directors of the company have not proposed final dividend for the year.




vi) Based on our examination, which included test checks, the Company has used accounting software's for maintaining its books of account for the financial year ended March 31, 2025 which has a feature of recording audit trail (edit log) facility and the same has operated throughout the year for all relevant transactions recorded in the software after implementation of the audit trail in accounting software. However, due to the inherent limitations of the accounting software, we are unable to comment whether there were any instances of the audit trail feature been tampered during the audit period. Further, the audit trail has been preserved by the Company as per statutory requirements for record retention.

2. As required by the Companies (Auditor's Report) Order, 2020 ("the Order") issued by the Central Government in terms of Section 143(11) of the Act, we give in "Annexure B" a statement on the matters specified in paragraphs 3 and 4 of the Order.

For Doogar and Associates

Chartered Accountants

Firm Registration No.: 000561N



(Madhusudan Agarwal)

Partner

Membership No.: 086580

UDIN: 25086580BmmABW4111

Place: New Delhi

Date: 23 May 2025

ANNEXURE 'B' TO THE INDEPENDENT AUDITOR'S REPORT

(Referred to in paragraph 2 under 'Report on Other Legal and Regulatory Requirements' section of our report to the Members of RUDRABHISHEK GEO ENGINEERING PRIVATE LIMITED of even date)

To the best of our information and according to the explanations provided to us by the Company and the books of account and records examined by us in the normal course of audit, we state that:

i) In respect of the Company's Property, Plant and Equipment and Intangible Assets:

(a) (A) The company has maintained proper records showing full particulars, including quantitative details and situation of Property, Plant and Equipment.

(B) The Company do not have any intangible assets.

(b) The Company has a program of physical verification of Property, Plant and Equipment so as to cover all the assets once in every three years which, in our opinion, is reasonable having regard to the size of the Company and the nature of its assets. Pursuant to the program, certain Property, Plant and Equipment were due for verification during the year and were physically verified by the management during the year. According to the information and explanations given to us, no material discrepancies were noticed on such verification.

(c) As informed, the Company do not have any immovable property, hence reporting under clause 3(i)(c) is not applicable.

(d) The Company has not revalued any of its Property, Plant and Equipment during the year.

(e) No proceedings have been initiated during the year or are pending against the Company as at March 31, 2025 for holding any benami property under the Benami Transactions (Prohibition) Act, 1998 (as amended in 2016) and rules made thereunder.

ii) (a) The company does not have any inventory and hence reporting under clause 3 (ii) (a) of the order is not applicable.

(b) The Company has not been sanctioned working capital limits in excess of Rs.5 crore, in aggregate, at any points of time during the year, from banks or financial institutions on the basis of security of current assets, hence reporting under clause 3(ii) (b) of the order is not applicable.

iii) a) According to the information and explanation given to us, during the year the Company has not made investments in, companies and has not granted loans, secured or unsecured, to companies, firm, LLP or any other entity hence, reporting under clause 3(iii) (a),(b),(c),(d),(e) and (f) of the order is not applicable.

b) The Company has not provided any guarantee or security or granted any advances in the nature of loans, secured or unsecured, to companies, firms, Limited Liability Partnerships or any other parties.

iv) There are no loans, investments, guarantee and securities granted during the year in respect of which provisions of section 185 and 186 of Companies Act'2013 are to be complied with.

v) The Company has not accepted any deposits or amounts which are deemed to be deposits, hence, reporting under clause 3(v) of the Order is not applicable.

vi) In our opinion and according to the intimation and explanations given to us, the Government has not prescribed maintenance of cost records under section 148 of the Act in respect of the Company services.



vii) In respect of Statutory Dues:

In our opinion, the Company has generally been regular in depositing undisputed statutory dues, including Goods and services tax, provident fund, Employees State insurance, Income tax, Sales Tax, duty of Custom, duty of Excise, value Added Tax, Cess and other material statutory dues applicable to it with the appropriate authorities.

There were no undisputed amounts payable in respect of Goods and Services Tax, provident Fund, Employees State Insurance, Income Tax, sales Tax, Service Tax, duty of custom, duty of Excise, Value Added Tax, Cess and other material statutory dues in arrears as at March 31, 2025 for a period of more than six months from the date they became payable.

There are no statutory dues which have not been deposited with appropriate authorities on account of any dispute.

viii) There were no transactions relating to previously unrecorded income that have been surrendered or disclosed as income during the year in the tax assessments under the Income Tax Act, 1961 (43 of 1961) .

ix) a) The company has taken unsecured loans from holding company and also from other related parties. The Company has not defaulted in repayment of loans or other borrowing or in the payment of interest.

b) The Company has not been declared wilful defaulter by any bank or financial institution or government or any other authority or lender.

c) The company has not taken any term loan during the year and there are no outstanding term loan at the beginning of the year.

d) On an overall examination of the financial statements of the Company, funds raised on short-term basis have, prima facie, not been used during the year for long- term purposes by the Company.

e) On an overall examination of the financial statements of the Company, the Company has not taken any funds from any entity or person on account of or to meet the obligations of its holding company or any other company. The company do not have any subsidiary, associate or joint venture


f) According to the information and explanation given to us and procedures performed by us, the company do not have any subsidiary, joint venture or associates, hence, reporting on raising of loan on the pledge of securities held in subsidiary, joint venture or associate companies is not applicable.

x) a) The Company has not raised money by initial public offer or further public offer (including debt instruments) during the year and hence reporting under clause 3(x)(a) of the Order is not applicable.

b) During the year, the Company has not made any preferential allotment or private placement of shares or convertible debentures (fully or partly or optionally) and hence reporting under clause 3(x)(b) of the Order is not applicable.

xi) a) To the best of our knowledge, no fraud by the Company and no material fraud on the Company has been noticed or reported during the year.

b) To the best of our knowledge, No report under sub section (12) of section 143 of the Companies Act has been filed in Form ADT-4 as prescribed under Rule 13 of Companies



and Auditors) Rules, 2014 with the Central Government, during the year and upto the date of this report.

c) No whistle blower complaints have been received by the Company during the year (and upto the date of this report).

xii) The Company is not a Nidhi Company and hence reporting under clause (xii) of the Order is not applicable.

xiii) In our opinion, the Company is in compliance with the Section 177 and 188 of the Companies Act, 2013 with respect to applicable transactions with the related parties and the details of related party transactions have been disclosed in the financial statements as required by the applicable accounting standards.

xiv) In our opinion internal audit is not applicable to the company, hence, reporting under clause 3(xiv) (a) and (b) is not applicable.

xv) In our opinion during the year the Company has not entered into any non-cash transactions with its Directors or persons connected with its directors, hence, provisions of section 192 of the Companies Act, 2013 are not applicable to the Company.

xvi) a) In our opinion, the Company is not required to be registered under section 45-IA of the Reserve Bank of India Act, 1934, hence, reporting under clause 3(xvi)(a),(b) and (c) of the Order is not applicable.

b) In our opinion, there is no core investment company within the Group (as defined in the Core Investment Companies (Reserve Bank) Directions, 2016), hence, reporting under clause 3(xvi)(d) of the Order is not applicable.

xvii) The Company has incurred cash loss of Rs. 73.04 lacs during the financial year covered by our audit and of Rs. 0.23 Lacs in immediately preceding financial year.


xviii) There has not been any resignation of the statutory auditors during the year, hence, reporting under clause 3(xviii) of the order is not applicable.

xix) On the basis of the financial ratios, ageing and expected dates of realization of financial assets and payment of financial liabilities, other information accompanying the financial statements and our knowledge of the Board of Directors and Management plans and based on our examination of the evidence supporting the assumptions, nothing has come to our attention, which causes us to believe that any material uncertainty exists as on the date of audit report indicating that company is not capable of meeting its liabilities existing at the date of balance sheet as and when they fall due within a period of one year from the balance sheet date. We, however, state that this is not an assurance as to the future viability of the Company. We further state that our reporting is based on the facts up to the date of the audit report and we neither give any guarantee nor any assurance that all liabilities falling due within a period of one year from the balance sheet date, will get discharged by the Company as and when they fall due.



xx) As informed, provisions of section 135 of the Companies Act'2013 relating to corporate social responsibility (CSR) expenditure are not applicable to the company.

For Doogar and Associates
Chartered Accountants
Firm Registration No.: 000561N


(Madhusudan Agarwal)
Partner
Membership No.: 086580



UDIN: 25086580 BmmABW4111

Place: New Delhi

Date: 23 May 2025

Annexure - A to the Auditors' Report, Report on the Internal Financial Controls under Clause (i) of Sub-section 3 of Section 143 of the Companies Act, 2013 ("the Act")

We have audited the internal financial controls over financial reporting of RUDRABHISHEK GEO ENGINEERING PRIVATE LIMITED ("the Company") as of 31st March 2025 in conjunction with our audit of the financial statements of the Company for the year ended on that date.

Management's Responsibility for Internal Financial Controls

The Company's management is responsible for establishing and maintaining internal financial controls based on the internal control over financial reporting criteria established by the Company considering the essential components of internal control stated in the Guidance Note on Audit of Internal Financial Controls over Financial Reporting issued by the Institute of Chartered Accountants of India ('ICAI'). These responsibilities include the design, implementation and maintenance of adequate internal financial controls that were operating effectively for ensuring the orderly and efficient conduct of its business, including adherence to company's policies, the safeguarding of its assets, the prevention and detection of frauds and errors, the accuracy and completeness of the accounting records, and the timely preparation of reliable financial information, as required under the Companies Act, 2013.

Auditors' Responsibility

Our responsibility is to express an opinion on the Company's internal financial controls over financial reporting based on our audit. We conducted our audit in accordance with the Guidance Note on Audit of Internal Financial Controls over Financial Reporting (the "Guidance Note") and the Standards on Auditing, issued by ICAI and deemed to be prescribed under section 143(10) of the Companies Act, 2013, to the extent applicable to an audit of internal financial controls, both applicable to an audit of Internal Financial Controls and, both issued by the Institute of Chartered Accountants of India. Those Standards and the Guidance Note require that we comply with ethical requirements and plan and perform the audit to obtain reasonable assurance about whether adequate internal financial controls over financial reporting was established and maintained and if such controls operated effectively in all material respects.

Our audit involves performing procedures to obtain audit evidence about the adequacy of the internal financial controls system over financial reporting and their operating effectiveness. Our audit of internal financial controls over financial reporting included obtaining an understanding of internal financial controls over financial reporting, assessing the risk that a material weakness exists, and testing and evaluating the design and operating effectiveness of internal control based on the assessed risk. The procedures selected depend on the auditor's judgment, including the assessment of the risks of material misstatement of the financial statements, whether due to fraud or error.

We believe that the audit evidence we have obtained is sufficient and appropriate to provide a basis for our audit opinion on the Company's internal financial controls system over financial reporting.

Meaning of Internal Financial Controls over Financial Reporting

A company's internal financial control over financial reporting is a process designed to provide reasonable assurance regarding the reliability of financial reporting and the preparation of financial statements for external purposes in accordance with generally accepted accounting principles. A company's internal financial control over financial reporting includes those policies and procedures that (1) pertain to the maintenance of records that, in reasonable detail, accurately and fairly reflect the transactions and dispositions of the assets of the company, (2) provide reasonable assurance that transactions are recorded as necessary to permit preparation of financial statements in accordance with generally accepted accounting principles, and that receipts and expenditures of the company are being made only in accordance with



authorizations of management and directors of the company; and (3) provide reasonable assurance regarding prevention or timely detection of unauthorized acquisition, use, or disposition of the company's assets that could have a material effect on the financial statements.

Inherent Limitations of Internal financial Controls over financial Reporting

Because of the inherent limitations of internal financial controls over financial reporting, including the possibility of collusion or improper management override of controls, material misstatements due to error or fraud may occur and not be detected. Also, projections of any evaluation of the internal financial controls over financial reporting to future periods are subject to the risk that the internal financial control over financial reporting may become inadequate because of changes in conditions, or that the degree of compliance with the policies or procedures may deteriorate.

Opinion

In our opinion, the Company has, in all material respects, an adequate internal financial controls system over financial reporting and such internal financial controls over financial reporting were operating effectively as at 31st March 2025, based on the internal control over financial reporting criteria established by the Company considering the essential components of internal control stated in the Guidance Note on Audit of Internal Financial Controls Over Financial Reporting issued by the Institute of Chartered Accountants of India.

For Doogar and Associates

Chartered Accountants


Firm Registration No.: 000561N



(Madhusudan Agarwal)

Partner

Membership No.: 086580



UDIN: 25086580BMMABW4111

Place: New Delhi

Date: 23 May 2025

RUDRABHISHEK GEO ENGINEERING PRIVATE LIMITED
 Regd. Office: 820, ANTRIKSHA BHAWAN K. G. MARG NEW DELHI -110001
 CIN: U71100DL2023PTC423317
 Email: Secretarial@replurbanplanners.com
Balance Sheet
As at 31st March, 2025

(Rs. in Lacs)

Particulars	Note No.	As at 31st March, 2025	As at 31st March, 2024
ASSETS			
NON CURRENT ASSETS			
Property, Plant and Equipment	2	34.00	-
Deferred Tax Assets (Net)	3	18.84	-
Total Non Current Assets		52.84	-
CURRENT ASSETS			
Contract Assets	4.1	143.43	-
Financial Assets			
i) Trade Receivable	4	-	-
ii) Cash and Cash Equivalents	5	4.50	10.00
Others Financial Assets	6	0.28	-
Other Current Assets	7	37.09	-
Total Current Assets		185.30	10.00
Total Assets		238.14	10.00
EQUITY AND LIABILITIES			
Equity			
Equity Share Capital	8	10.00	10.00
Other Equity	9	(56.28)	(0.23)
Total Equity		(46.28)	9.77
NON-CURRENT LIABILITIES			
Financial Liabilities			
i) Borrowings	10	157.50	-
iii) Other Financial Liabilities	11	7.14	-
Provisions	12	0.75	-
Total Non Current Liabilities		165.39	-
CURRENT LIABILITIES			
Financial Liabilities			
i) Short Term Borrowings	13	40.00	-
ii) Trade Payables	14		
Total Outstanding dues of micro enterprises and small enterprises		1.20	-
Total Outstanding dues of creditors other than micro enterprises and small enterprises		65.74	0.23
iii) Other Financial Liabilities	15	8.10	-
Other Current Liabilities	16	3.98	-
Provisions	17	0.01	-
Current Tax Liabilities			
Total Current Liabilities		119.03	0.23
Total Equity and Liabilities		238.14	10.00

Material Accounting Policies

1

The Notes referred to above form an integral part of the Ind AS Financial Statements

As per our report of even date annexed

For Doogar & Associates
 Chartered Accountants
 Reg. No.000561N

Madhusudan Agarwal
 Partner

Membership No. 86580

Date :-23rd May 2025

Place : New Delhi

For and on behalf of the Board of Directors

Pradeep Misra
 (Director)

[DIN:01386739]

Manoj Kumar
 (Director)

[DIN:02659861]

RUDRABHISHEK GEO ENGINEERING PRIVATE LIMITED
 Regd. Office: 820, ANTRIKSHA BHAWAN K. G. MARG NEW DELHI -110001
 CIN: U71100DL2023PTC423317
 Email: Secretarial@replurbanplanners.com
Statement of Profit & Loss
 For the year ended 31st March 2025

(Rs. in Lacs)

Particulars	Note No.	For the year ended 31st March '2025	For the period 30th November 2023 to 31st March'2024
I REVENUE			
Revenue from Operations	18	216.81	-
		216.81	-
II EXPENSES			
Direct Operating Cost	19	210.23	-
Employee Benefits Expense	20	40.33	-
Finance Costs	21	9.83	-
Depreciation & Amortization Expenses	22	1.85	-
Other Expenses	23	29.46	0.23
TOTAL EXPENSES		291.70	0.23
III Profit/(Loss) before Taxation		(74.89)	(0.23)
IV TAX EXPENSE			
Current Tax		-	-
Tax of Earlier Year		-	-
Deferred Tax		(18.84)	-
V PROFIT/(LOSS) AFTER TAX		(56.05)	(0.23)
VI OTHER COMPREHENSIVE INCOME/(LOSS)			
Items that will not be reclassified to profit or loss			
Actuarial Gain/Losses of defined benefit plans		-	-
Tax Impact on above		-	-
		-	-
VII Total Comprehensive income/(loss) for the year (Comprising profit/(Loss) and other Comprehensive income for the year)		(56.05)	(0.23)
VIII EARNING PER SHARE	25		
(Nominal value of shares - Rs 10, 31st March'2024- Rs 10)			
Basic		(5.60)	(0.07)
Dilutive		(5.60)	(0.07)


Material Accounting Policies

1

The Notes referred to above form an integral part of the Ind AS Financial Statements

For Doogar & Associates
 Chartered Accountants
 Reg. No.000561N

For and on behalf of the Board of Directors


 Madhusudan Agarwal
 Partner
 Membership No. 86580


 Pradeep Misra
 (Director)
 [DIN:01386739]


 Manoj Kumar
 (Director)
 [DIN:02659861]

Date :-23rd May 2025
 Place : New Delhi

RUDRABHISHEK GEO ENGINEERING PRIVATE LIMITED

CASH FLOW STATEMENT FOR THE YEAR ENDED 31st March'2025

(Rs. in Lacs)

PARTICULARS	Year Ended 31st March' 2025	Period Ended 31st March' 2024
(A) Cash flow from Operating Activities:		
Net Profit/ (Loss) before taxation, and extraordinary items	(74.89)	(0.23)
Adjustment for Non-cash Items		
Depreciation	1.85	-
Interest Expense	9.80	-
Operating Profit/(Loss) before Working Capital Changes	(63.24)	(0.23)
Increase/(Decrease) in Provisions	0.76	-
Increase/(Decrease) in Trade Payables	66.71	0.23
Increase/(Decrease) in Other Liabilities	11.28	-
Decrease/(Increase) in Contract Assets	(143.43)	-
Decrease/(Increase) in Other Non- Current Assets	(37.09)	-
Decrease/(Increase) in Other Current Financial Assets	(0.28)	-
Cash Generated from Operations	(165.29)	-
Taxes Paid	-	-
Net Cash from Operating Activities	(165.29)	-
(B) Cash Flow from Investing Activities		
Share Capital Money Received	-	10.00
Decrease/(Increase) in Fixed Deposits	(35.85)	-
Net Cash used in Investing Activities	(35.85)	10.00
(C) Cash flow from Financing Activities :		
Inter Corporate Loan taken/(repaid)	197.50	-
Interest expense	(1.86)	-
Net Cash(used in)/from Financing Activities	195.64	-
Net (Decrease)/Increase in Cash and Cash Equivalents	(5.50)	10.00
Opening Balance of Cash and Cash Equivalents	10.00	-
Closing Balance of Cash and Cash Equivalents	4.50	10.00

A) Components of Cash & Cash Equivalents

Cash in hand	-	-
Balances with bank in current accounts	4.50	10.00
Total	4.50	10.00

B) RECONCILIATION STATEMENT OF CASH AND BANK BALANCES

	As at 31st March, 2025	As at 31st March, 2024
Cash and cash equivalents at the end of the year as per above	4.50	10.00
Cash and bank balance as per balance sheet (refer note 5)	4.50	10.00

C) DISCLOSURE AS REQUIRED BY IND AS 7

Reconciliation of liabilities arising from financing activities

31st March, 2025	Opening Balance	Cash Flows	Non Cash Changes	Closing Balances
Short term borrowings	-	40.00	-	40.00
Long term borrowings	-	157.50	-	157.50
Total	-	197.50	-	197.50

31st March, 2024	Opening Balance	Cash Flows	Non Cash Changes	Closing Balances
Short term borrowings	-	-	-	-
Long term borrowings	-	-	-	-
Total	-	-	-	-

The above Cash Flow statement has been prepared under the "indirect method" as set out in Ind AS 7 Cash flow Statement This is the Cash Flow Statement referred to in our report of even date.

For Doogar & Associates
Chartered Accountants
Reg. No.000561N



Madhusudan Agarwal
Partner
Membership No. 86580

For and on behalf of the Board of Directors


Pradeep Misra
(Director)
[DIN:01386739]




Manoj Kumar
(Director)
[DIN:02659861]

Date :-23rd May 2025
Place : New Delhi

NOTE TO THE FINANCIAL STATEMENTS FOR THE YEAR ENDED 31st March, 25

Corporate Information

Rudrabhishek GEO Engineering Private Limited. ("the Company") is a company limited by shares incorporated and domiciled in India. The company is primarily engaged in the business of Engineering, Procurement & Construction (EPC) contracts.

The registered office of the Company is situated at 820, Antriksha Bhawan K.G. Marg, New Delhi -110001.

Note: 1

1. MATERIAL ACCOUNTING POLICIES

Since the Company became a Subsidiary Company of Rudrabhishek Enterprises Limited, a listed entity, w.e.f. 30th November 2023, the company has adopted Indian Accounting Standards ("Ind AS") notified under the Companies (Indian Accounting Standards) Rules, 2015.

1.1 Statement of Compliance

The company has adopted Indian Accounting Standard (referred to as "Ind AS") notified under the Companies (Indian Accounting Standards) Rules, 2015 with effect from November 30, 2023 and comply with the requirements under Para 3 of Ind AS 101.

The Ind AS Financial Statements were authorised for issue in accordance with a resolution of the Board of Directors of the company passed on 23 May 2025.

1.2 Basis of Preparation

The financial statements of the company are prepared and presented under historical cost convention on an accrual basis in accordance with Ind AS except for certain financial assets and liabilities that are measured at fair values.

The company's functional currency and presentation currency is Indian Rupees (INR). All amounts disclosed in the financial statements and notes are in INR except otherwise indicated.

Classification of Assets and Liabilities into current and Non- Current

The Company presents its assets and liabilities in the Balance Sheet based on current/ non-current classificatio

As asset is treated as current when it is:

- a) expected to be realised or intended to be sold or consumed in normal operating cycle;
- b) held primarily for the purpose of trading;
- c) expected to be realised within twelve months after the reporting period; or
- d) cash or cash equivalent unless restricted from being exchanged or used to settle a liability for at least twelve months after the reporting period.

All other assets are classified as non-current.

A liability is treated as current when :

- a) it is expected to be settled in normal operating cycle;
- b) it is held primarily for the purpose of trading;
- c) it is due to be settled within twelve months after the reporting period; or
- d) there is no unconditional right to defer the settlement of the liability for at least twelve months after the reporting period

All other liabilities are classified as non-current.

Based on the nature of products and the time between the acquisition of assets for processing and their realisation in cash and cash equivalents, the company has ascertained its operating cycle being a period within twelve months for the purpose of current and non-current classification of assets and liabilities.



1.3 Use of judgements, estimates and assumptions

The preparation of the company's financial statements required management to make judgements, estimates and assumptions that affect the reported amount of revenues, expenses, assets and liabilities, and the accompanying disclosures, and the disclosures of contingent liabilities. Uncertainty about these assumptions and estimates could result in outcomes that require a material adjustment in the future periods in the carrying amount of assets or liabilities affected.

In the company's accounting policies, management has made judgements in respect of evaluation of recoverability of deferred tax assets, which has the most significant effect on the amounts recognised in the financial statements:

The following are the key assumptions concerning the future, and other other key sources of estimation uncertainty at the end of reporting period that may have significant risk of causing material adjustments to the carrying amounts of assets and liabilities with in :-

a) Useful life of property, plant and equipment and intangible assets: The company has estimated useful life of the Property, Plant and Equipment as specified in Schedule II to Companies Act 2013. However, the actual useful life for individual equipments could turn out to be different, there could be technology changes, breakdown, unexpected failure leading to impairment or complete discard. Alternately, the equipment may continue to provide useful service well beyond the useful assumed.

b) Fair value measurement of financial instruments: When the fair values of financial assets and financial liabilities cannot be measured based on quoted process in active market, the fair value is measured using valuation techniques including book value and discounted cash flow (DCF) model. The inputs to these models are taken from observable markets where possible, but where this is not possible, a degree of judgement is required in establishing fair values.

c) Impairment of financial and non-financial assets: The impairment provisions for the financial assets are based on assumptions about risk of default and expected loss rates. The company uses judgement in making these assumptions and selecting the input for the impairment calculations; based on Company's past history, existing market conditions, technology, economic developments as well as forward looking estimates at the end of each reporting period.

d) Taxes: Taxes have been paid / provided, exemptions availed, allowances considered etc. are based on the extent laws and the company's interpretation of the same based on the legal advice received wherever required. These could differ in the view taken by the authorities, clarifications issued subsequently by the government and court, amendments to statues by the government etc.

e) Defined benefit plans: The cost of defined benefit plans and other post-employment benefits plans and the present value of such obligations are determined using actuarial valuations. An actuarial valuation involves making various assumptions that may differ from actual developments in the future.

f) Provisions: The Company makes provisions for leave encashment and gratuity, based on report received from the independent actuary. These valuation reports use complex valuation models using not only the inputs provided by the Company but also various other economic variables. Considerable judgement is involved in

g) Contingencies: A provision is recognised when an enterprise has a present obligation as a result of past event and it is probable that an outflow of resources will be required to settle the obligation in respect of which a reliable estimate can be made. Provisions are measured at the present value of management's best estimate of the expenditure required to settle the present obligations at the end of the reporting period. However, the actual liability could be considerably different.

1.4 Property, Plant and Equipment

Property, plant and equipment are stated at cost, net of recoverable taxes, trade discounts and rebates less accumulated depreciation and impairment loss, if any. The cost of tangible assets comprises its purchase price, borrowing cost, any costs directly attributable to bringing the asset into the location and condition necessary for it to be capable of operating in the manner intended by management, initial estimation of any decommissioning obligations and finance cost.

When significant parts of the Property, Plant and Equipment are required to be replaced at intervals, the company derecognises the replaced part, and recognises the new part with its own associated useful life and depreciated accordingly. Likewise, when a major inspection is performed, its cost is recognised in the carrying



Signature

amount of the plant and equipment as a replacement, if the recognition criteria are satisfied. All other repair and maintenance costs are recognised in the Statement of Profit and Loss as incurred.

Cost of Software directly identified with hardware is recognised along with the cost of hardware.

An item of Property, Plant and Equipment and any significant part initially recognised is derecognised upon disposal or when no future economic benefits are expected from its use. Any gain or loss arising on derecognition of the asset is included in the Statement of Profit and Loss when the asset is derecognised.

The residual values and useful lives of Property, Plant and Equipment are reviewed at each financial year end, and changes, if any, are accounted prospectively.

Depreciation on the Property, Plant and Equipment is provided over the useful life of assets as specified in Schedule II to the Companies Act, 2013 using Written Down Value method which are as under:

Nature of Assets	Useful life as per Schedule II to Companies Act 2013	Useful life taken
Furniture & Fixtures	10 Years	10 Years
Office Equipment	5 Years	5 Years
Computer Hardware	3 Years	3 Years
Plant & Machinery comprising tools & equipments	12 Years	12 Years

Property, Plant and Equipment which are added/ disposed off during the year, depreciation is provided on pro rata basis with reference to the month of addition / deletion.

In line with the provisions of Schedule II of the Companies Act 2013, the Company depreciates significant components of the main asset (which have different useful lives as compared to the main asset) based on the individual useful life of those components. Useful life for such components has been assessed based on the historical experience and internal technical inputs.

Improvements to leasehold building which are primarily capital cost incurred on property taken on lease for which right to use is created are amortized over the residual term/term of lease arrangement.

1.5 Intangible Assets

Intangible Assets are recognised only if they are separately identifiable and the Company expects to receive future economic benefits arising out of them. Intangible Assets are stated at cost of acquisition net of recoverable taxes less accumulated amortisation/ depletion and impairment loss, if any. The cost comprises purchase price, borrowing costs, and any cost directly attributable to bringing the asset to its working condition for the intended use.

Intangible assets with finite lives are amortised on straight line basis over their useful economic life and assessed for impairment whenever there is an indication that the intangible asset may be impaired. The amortised expense on intangible assets and impairment loss is recognised in the Statement of Profit and Loss.

Intangible Assets are amortised over a period of 5 Years.

The useful lives of intangible assets are assessed as either finite or indefinite.

Gains or losses arising from derecognition of an intangible asset are recognised in the Statement of Profit and Loss when the asset is derecognised.

Intangible assets with indefinite useful lives, are not amortised, but are tested for impairment annually. The assessment of indefinite life is reviewed annually to determine whether the indefinite life continues to be supportable. If not, the change in useful life from indefinite to finite is made on a prospective basis. The impairment loss on intangible assets with indefinite life is recognised in the Statement of Profit and Loss.



1.6 Impairment of Non- Financial assets

At each Balance Sheet date, the Company assesses whether there is an indication that an asset may be impaired and also whether there is an indication of reversal of impairment loss recognised in the previous periods. If any indication exists, or when annual impairment testing for an asset is required, the Company determines the recoverable amount and impairment loss is recognised when the carrying amount of an asset exceeds its recoverable amount.

An asset's recoverable amount is the higher of an asset's or cash-generating unit's (CGU) fair value less costs of disposal and its value in use. Recoverable amount is determined for an individual asset, unless the asset does not generate cash inflows that are largely independent of those from other assets or groups of assets.

When the carrying amount of an asset or CGU exceeds its recoverable amount, the asset is considered impaired and is written down to its recoverable amount.

In assessing the value in use, the estimated future cash flows are discounted to their present value using a pre-tax discount rate that reflects current market assessments of the time value of money and the risks specific to the asset. In determining fair value less costs of disposal, recent market transactions are taken into account. If no such transactions can be identified, an appropriate valuation model is used.

1.7 Non-current Assets Held for Sale

Non-current assets classified as held for sale are measured at the lower of carrying amount and fair value less costs to sell.

Non-current assets are classified as held for sale if their carrying amounts will be recovered through a sale transaction rather than through continuing use. This condition is regarded as met only when the sale is highly probable and the asset is available for immediate sale in its present condition subject only to terms that are usual and customary for sales of such assets

Property, plant and equipment and intangible assets are not depreciated or amortized once classified as held for sale.

1.8 Financial Instruments

A Financial instrument is any contract that gives rise to a Financial asset of one entity and a Financial liability or equity instrument of another entity.

A. Financial Assets:

(i) Classification:

The Company classifies financial assets as subsequently measured at amortised cost, fair value through other comprehensive income, or fair value through profit and loss on the basis of its business model for managing the financial asset and the contractual cash flow characteristics of the financial asset.

(ii) Investment - Investment in Associate have been carried at carrying cost on transition date and the value as at 01.04.2022 have been taken to be deemed cost and subsequently the company adopted cost model less impairment loss, if any. Other investments not held for trading are being measured at fair value through OCI.

All Financial assets are recognised initially at fair value plus, in the case of financial assets not recognised at fair value through profit and loss, transaction costs that are attributable to the acquisition of the Financial asset.

(iii) Financial assets measured at amortised cost:

Financial assets are subsequently measured at amortised cost using effective interest rate method (EIR), if these financial assets are held within a business whose objective is to hold these assets in order to collect contractual cash flows and the contractual terms of the financial asset give rise on specified dates to cash flows that are solely payments of principal and interest on the principal outstanding. The losses arising from the impairment are recognised in the Statement of Profit and Loss.

(iv) Financial assets at fair value through other comprehensive income

Financial assets are measured at fair value through other comprehensive income if these financial assets are held within a business whose objective is achieved by both collecting contractual cash flows and selling financial assets and the contractual terms give rise to cash flows that are solely payments of principal and interest on the principal outstanding.



(v) Financial assets measured at fair value through profit and loss

Financial assets under this category are measured initially as well as at each reporting date at fair value. Fair value movements are recognised in profit and loss.

(vi) Derecognition of financial assets

A financial asset is primarily derecognised when the rights to receive cash flows from the asset have expired or the Company has transferred its rights to receive cash flows from the asset.

AA. Impairment of Financial Assets

In accordance with Ind-AS 109, the Company applies Expected Credit Loss (ECL) model for measurement and recognition of impairment loss.

The Company follows 'simplified approach' for recognition of impairment loss allowance on trade receivables, investments. The application of simplified approach does not require the Company to track changes in credit risk. Rather, it recognises impairment loss allowance based on lifetime ECLs at each reporting date, right from its initial recognition.

AAA. Impairment in value of Investment

The company reviews its carrying value of investment carried at deemed cost (net of impairment if any) annually or more frequently when there is indication for impairment. If the recoverable amount is less than its carrying amount, the impairment loss is accounted in statement of profit & loss A/c.

B. Financial Liabilities

(i) Classification

The Company classifies all financial liabilities as subsequently measured at amortised cost, except for financial liabilities at fair value through profit and loss. Such liabilities, including derivatives that are liabilities, shall be subsequently measured at fair value.

(ii) Initial recognition and measurement

All financial liabilities are recognised initially at fair value, in the case of loans, borrowings and payables, net of directly attributable transaction costs. Financial liabilities include trade and other payables, loans and borrowings including bank overdrafts and derivative financial instruments.

(iii) Subsequent measurement

All financial liabilities are re-measured at fair value through statement of profit and loss include financial liabilities held for trading and financial liabilities designated upon initial recognition as at fair value through statement of profit and loss. Financial liabilities are classified as held for trading if they are incurred for the purpose of repurchasing in the near term.

(iv) Loans and borrowings

Interest bearing loans and borrowings are subsequently measured at amortised cost using effective interest rate (EIR) method. Gains and losses are recognised in Statement of Profit and Loss when the liabilities are derecognised as well as through EIR amortisation process. The EIR amortisation is included as finance cost in the Statement of Profit and Loss.

(v) Derecognition of financial liabilities

A financial liability is derecognised when the obligation under the liability is discharged or canceled or expires. When an existing financial liability is replaced by another from the same lender on substantially different terms, or the terms of an existing liability are substantially modified, such an exchange or modification is treated as the derecognition of the original liability and the recognition of a new liability. The difference in the respective carrying amounts is recognised in the Statement of Profit and Loss.



(vi) Derivative financial instruments

The Company uses derivative financial instruments such as forward currency contracts and options to hedge its foreign currency risks. Such derivative financial instruments are initially recognized at fair value on the date on which a derivative contract is entered into and are subsequently re-measured at fair value. The gain or loss in the fair values is taken to Statement of Profit and Loss at the end of every period. Profit or loss on cancellations / renewals of forward contracts and options are recognised as income or expense during the period.

C. Off-setting of financial instruments

Financial assets and financial liabilities are offset and the net amount is reported in the Balance Sheet if there is a currently enforceable legal right to offset the recognised amounts and there is an intention to settle on a net basis to realise the assets and settle the liabilities simultaneously.

1.9 Fair value measurement

The Company measures certain financial assets and financial liabilities including derivatives and defined benefit plans at fair value.

Fair value is the price that would be received to sell an asset or paid to transfer a liability in an orderly transaction between market participants at the measurement date. The fair value measurement is based on the presumption that the transaction to sell the asset or transfer the liability takes place either:

In the principal market for the asset or liability; or

In the absence of a principal market, in the most advantageous market for the asset or liability

The fair value of an asset or a liability is measured using the assumptions that market participants would use when pricing the asset or liability, assuming that market participants act in their best economic interest.

All assets and liabilities for which fair value is measured or disclosed in the financial statements are categorised within the fair value hierarchy, described as follows, based on the lowest level input that is significant to the fair value measurement as a whole:

Level 1 — Quoted (unadjusted) market prices in active markets for identical assets or liabilities.

Level 2 — Valuation techniques for which the lowest level input that is significant to the fair value measurement is directly or indirectly observable.

Level 3 — Valuation techniques for which the lowest level input that is significant to the fair value measurement is unobservable.

For assets and liabilities that are recognised in the financial statements on a recurring basis, the Company determines whether transfers have occurred between levels in the hierarchy by re-assessing categorisation (based on the lowest level input that is significant to the fair value measurement as a whole) at the end of each reporting period.

1.10 Borrowing cost

Borrowing costs directly attributable to the acquisition, construction or production of an asset are capitalised as part of the cost of the asset. All other borrowing costs are expensed in the period in which they occur.

Borrowing costs consist of interest and other costs that an entity incurs in connection with the borrowing of funds. Borrowing cost also includes exchange differences to the extent regarded as an adjustment to the borrowing costs.



1.11 Provisions, Contingent liabilities, Contingent Assets

A provision is recognised when an enterprise has a present obligation as a result of past event and it is probable that an outflow of resources will be required to settle the obligation in respect of which a reliable estimate can be made. Provisions are measured at the present value of management's best estimate of the expenditure required to settle the present obligations at the end of the reporting period. If the effect of the time value of money is material, provisions are discounted using a current pre-tax rate that reflects, when appropriate, the risks specific to the liability. When discounting is used, the changes in the provision due to the passage of time are recognised as a finance cost.

Contingent liabilities are disclosed in the case of :

a present obligation arising from the past events, when it is not probable that an outflow of resources will be required to settle the obligation;

a present obligation arising from the past events, when no reliable estimate is possible;

a possible obligation arising from past events, unless the probability of outflow of resources is remote.

Contingent assets are not recognised but disclosed in the financial statements when an inflow of economic benefit is probable.

1.12 Employee Benefits

A. Short Term Benefits

Short Term Benefits are recognised as an expense at the undiscounted amount in the Statement of Profit and Loss of the period in which the related service is rendered.

B. Post Employment benefits - Defined Benefit Plans: Gratuity (Unfunded)

The Company has an obligation towards gratuity - a defined benefit retirement plan covering eligible employees. The plan provides a lump sum payment to vested employees at retirement, death while in employment or on termination of employment of an amount equivalent to 15 days salary payable for each completed year of service or part thereof in excess of six months. Vesting occurs upon completion of five years of service and is payable thereafter on occurrence of any of above events.

The cost of providing benefits under the defined benefit plan is determined using the projected unit credit method with actuarial valuations being carried out at each Balance Sheet date, which is recognised in each period of service as giving rise to additional unit of employee benefit entitlement and measures each unit separately to build up the final obligation.

Re-measurements, comprising of actuarial gains and losses, the effect of the asset ceiling, excluding amounts included in the net interest on the net defined liability and the return on plan assets (excluding amounts included in net interest on the net defined benefit liability), are recognised immediately in the Balance Sheet

Net interest is calculated by applying the discount rate to the net defined benefit plan liability or asset.

The Company recognizes the following changes in the net defined benefit obligations under employee benefit expenses in the Statement of Profit and Loss:

Service costs comprising of current service costs, past-service costs, gains and losses on curtailments and non-routine settlements

Net current expenses or income

C. Other Long-Term Employee Benefits – Compensated Absences/ Leave Encashment (Unfunded)

The Company provides for encashment of leave or leave with pay subject to certain rules. The employees are entitled to accumulate leave subject to certain limits for future encashment / availment. The Company makes provisions for compensated absences based on an independent actuarial valuation carried out at each reporting date, using Projected Unit Cost Method. Actuarial gains and losses are recognized in the Statement of Profit and Loss.



A handwritten signature in blue ink, appearing to be "A. S.", written over a faint circular stamp.



1.13 Segment Information

The operating segments have been identified on the basis of nature of products and the same are accordingly evaluated by the Manager and Board of Directors. The Company's primary operating segment is Consultancy Business.

1.14 Revenue Recognition

The Company recognizes revenue in accordance with Ind AS 115, Revenue is to be recognized upon transfer of control of promised products or services to customers in an amount that reflects the consideration which the company expects to receive in exchange for those products or services.

- Revenue on account of IT consultancy and advisory services are recognised upon rendering of services and on billing to the customer.

Revenue from fixed price, fixed time frame contracts where the performance obligation are satisfied over time and when there is no uncertainty as to measurement or collectivity of consideration is recognised as per percentage of completion method. Revenue in excess of invoicing are classified as unbilled revenue.

Goods and Service Tax, wherever applicable is excluded from Revenue.

Interest

For all debt instruments measured either at amortized cost, interest income is recorded using the effective interest rate ('EIR'). EIR is the rate that exactly discounts the estimated future cash payments or receipts over the expected life of the financial instrument or a shorter period, where appropriate, to the gross carrying amount of the financial asset or to the amortized cost of a financial liability. When calculating the effective Interest rate, the Company estimates the expected cash flows by considering all the contractual terms of a financial instrument but does not consider the expected credit losses. Interest income is included in finance income in the statement of profit and loss.

Dividend Income

Revenue is recognized when the Company's right to receive the payment is established, which is generally when shareholders approve the dividend.

Current Tax

The Company provides current tax based on the provisions of the Income Tax Act, 1961 applicable to the Comp

Deferred Tax

Deferred tax is recognised using the Balance Sheet approach. Deferred tax assets and liabilities are recognised for deductible and taxable temporary differences arising between the tax base of assets and liabilities and their carrying amount.

Deferred tax liabilities are recognised for all taxable temporary differences.

Deferred tax assets are recognised for all deductible temporary differences, the carry forward of unused tax credits and any unused tax losses. Deferred tax assets are recognised to the extent that it is probable that taxable profit will be available against which the deductible temporary differences, and the carry forward of unused tax credits and unused tax losses can be utilised.

The carrying amount of deferred tax assets is reviewed at each reporting date and reduced to the extent that it is no longer probable that sufficient taxable profit will be available to allow all or part of the deferred tax asset to be utilised. Unrecognised deferred tax assets are re-assessed at each reporting date and are recognised to the extent that it has become probable that future taxable profits will allow the deferred tax assets to be recovered.

Deferred tax assets and liabilities are measured at the tax rates that are expected to apply in the year when the asset is realised or liability is settled, based on tax rates (and tax laws) that have been enacted or substantially enacted at the reporting date.

Deferred tax assets and deferred tax liabilities are offset if a legally enforceable right exists to set off current tax assets against current tax liabilities and the deferred taxes relate to the same taxable entity and the same taxation authority.

1.15 Earnings per Share

Basic earnings per share are calculated by dividing the profit after tax or loss for the period attributable to equity shareholders by the weighted average number of equity shares outstanding during the period. In case there are any dilutive securities during the period presented, the impact of the same is given to arrive at diluted earnings per share.



1.16 Leases

In accordance with IND AS 116, the Company recognizes right of use assets representing its right to use the underlying asset for the lease term at the lease commencement date. The cost of right of use asset measured at inception shall comprise of the amount of the initial measurement of the lease liability adjusted for any lease payment made at or before commencement date less any lease incentive received plus any initial direct cost incurred and an estimate of cost to be incurred by lessee in dismantling and removing underlying asset or restoring the underlying asset or site on which it is located. The right of use asset is subsequently measured at cost less accumulated depreciation, accumulated impairment losses, if any, and adjusted for any remeasurement of lease liability. The right of use assets is depreciated using the straight-line method from the commencement date over the shorter of lease term or useful life of right of use asset. The estimated useful lives of right of use assets are determined on the same basis as those of property, plant and equipment. Right of use assets are tested for impairment whenever there is any indication that their carrying amounts may not be recoverable. Impairment loss, if any, is recognized in statement of profit and loss.

The Company measures the lease liability at the present value of the lease payments that are not paid at the commencement date of lease. The lease payments are discounted using the interest rate implicit in the lease, if that rate can be readily determined. If that rate cannot be readily determined, the Company uses incremental borrowing rate.

The lease liability is subsequently remeasured by increasing the carrying amount to reflect interest on lease liability, reducing the carrying amount to reflect the lease payments made and remeasuring the carrying amount to reflect any reassessment or lease modification or to reflect revised- in-substance fixed lease payments, the company recognizes amount of remeasurement of lease liability due to modification as an adjustment to right of use assets and statement of profit and loss depending upon the nature of modification. Where the carrying amount of right of use assets is reduced to zero and there is further reduction in measurement of lease liability, the Company recognizes any remaining amount of the remeasurement in statement of profit and loss.

The Company has elected not to apply the requirements of IND AS 116 to short term leases of all assets that have a lease term of twelve month or less and leases for which the underlying asset is of low value and to those leasing arrangements where lease payment is not fixed and is variable. The lease payments associated with these leases are recognized as an expense over lease term.

1.17 Foreign exchange transactions

Foreign currency transactions are accounted for at the exchange rate prevailing on the date of the transaction. All monetary foreign currency assets and liabilities are converted at the exchange rates prevailing at the reporting date. All exchange differences arising on translation of monetary items are dealt with in the Statement of Profit and Loss.

1.18 First-time adoption - mandatory exceptions, optional exemptions

The Company has prepared the opening Balance Sheet as per Ind AS as of the transition date which is 1st April 2022, by

- (a) recognising all assets and liabilities whose recognition is required by Ind AS;
- (b) not recognising items of assets or liabilities which are not permitted by Ind AS;
- (c) reclassifying items from previous GAAP to Ind AS as required under Ind AS; and
- (d) applying Ind AS in measurement of recognised assets and liabilities.

However, this principle is subject to certain exceptions and certain optional exemptions availed by the Company as detailed below:

- a) Derecognition of financial assets and liabilities

The Company has applied the derecognition requirements of financial assets and liabilities prospectively for transactions occurring on or after 1st April, 2022 (date of transition).



b) Impairment of financial assets

The Company has applied the impairment requirements of Ind AS 109 retrospectively; however, as permitted by Ind AS 101, it has used reasonable and supportable information that is available without undue cost or effort to determine the credit risk at the date that financial instruments were initially recognised in order to compare it with the credit risk at the transition date. Further, the Company has not undertaken an exhaustive search for information when determining, at the date of transition to Ind AS, whether there have been significant increases in credit risk since initial recognition, as permitted by Ind AS 101.

c) Deemed cost for property, plant and equipment, investment property and intangible assets

The Company has elected to continue with the carrying value of all of its plant and equipment, investment property and intangible assets recognised as of 1st April, 2022 measured as per the previous GAAP and use that carrying value as its deemed cost as of the transition date.

d) The company has elected to measure its investment in associates as per previous GAAP carrying value, and other investments not held for trading have been fair valued through OCI at transition date and is taken as deemed cost. Impairment loss, if any, on investment have been provided on investments in accordance with Ind AS 36.



RUDRABHISHEK GEO ENGINEERING PRIVATE LIMITED
Note - 2
PROPERTY, PLANT and EQUIPMENTS

Particulars	TANGIBLE ASSETS				Total Tangible Assets
	Furniture & Fixtures	Tools and Equipment	Computer Hardware		
Gross Carrying Value as on 01.04.2024	-	34.52	-	-	35.85
Addition	0.10	-	1.24	-	-
Deletions	-	-	-	-	-
Gross Carrying Value as on 31.03.2025	0.10	34.52	1.24	-	35.85
Accumulated Depreciation as on 01.04.2024	-	-	-	-	-
Depreciation for the year	0.03	1.58	0.25	-	1.85
Deductions/Adjustments	-	-	-	-	-
Accumulated Depreciation as on 31.03.2025	0.03	1.58	0.25	-	1.85
Net Carrying Value as on 31.03.2025	0.07	32.94	0.99	-	34.00
Net Carrying Value as on 31.03.2024	-	-	-	-	-

Note: There are no immovable properties as at 31st March 2025 and 31st March 2024.

Note - 3

Deferred Tax Assets / (Liabilities)

As at 31 March 2025
(Rs. in Lacs)

Particulars	Balance as at 1st April 2024	Recognised in profit or (Loss)	Recognised in OCI	Net Deferred Tax as at 31st March 2025	Deferred Tax (Liability)	Deferred Tax Assets
Property, plant and equipment and intangible assets	-	(0.25)	-	(0.25)	(0.25)	-
Provision for defined benefit plan and Bonus- P&L	-	0.19	-	0.19	-	0.19
Deferred tax Assets on Losses to be carried forward	-	18.90	-	18.90	-	18.90
Deferred Tax Assets / (Liabilities)	-	18.84	-	18.84	(0.25)	19.09

Note: The Company has recognised deferred tax asset on carried forward losses, as based on business plans & forecast, the management of the Company is quite certain that sufficient taxable income would be available in future against which such business losses can be adjusted/ set-off.



[Handwritten Signature]



Deferred Tax Assets / (Liabilities)

As at 31 March 2024

Particulars	Balance as at 1st April'2023	Recognised in profit or (Loss)	Recognised in OCI	Net Deferred Tax as at 31st March'2024	(Rs. in Lacs)	
					Deferred Tax (Liability)	Deferred Tax Assets
Deferred Tax Assets / (Liabilities)	-	-	-	-	-	-

Note - 3.1
Movement on the deferred tax account is as follows:

Particulars	(Rs. in Lacs)	
	Amount as at 31st March 2025	Amount as at 31st March 2024
Balance at the beginning of the year	-	-
(Credit)/Charge to the statement of profit and loss	18.84	-
(Credit)/Charge to other comprehensive income	-	-
Balance at the end of the year	18.84	-

(a) Tax Expense

Particulars	For the year ended 31st March 2025	For the period 30th November 2023 to 31st March'2024
Current Tax		
Current Tax for the year	-	-
Adjustments for earlier year Taxes	-	-
Deferred Tax	18.84	-
Total current tax expense	18.84	-

(b) Reconciliation of tax expense and the accounting profit multiplied by India's tax rate

Profit/(Loss) before tax	(74.89)	(0.23)
Tax at the applicable Indian tax rate	-	-
Current Tax (A)	-	-
Tax expenses of earlier year (B)	-	-
Incremental Deferred Tax (Liability) / Assets	18.84	-
Deferred Tax (C)	18.84	-
Tax Credit recognised in statement of Profit and Loss (A+B+C)	18.84	-
Effective Tax rates	0.00%	0.00%

Note: In view of deferred tax credit and losses, effective tax rate have not been calculated and disclosed.



Note - 4**Trade Receivable**

(Rs. in Lacs)

Particulars	As at 31st March, 2025	As at 31st March, 2024
(Unsecured, considered good unless stated otherwise)		
Trade Receivable - billed	-	-
Considered good	-	-
Considered Doubtful	-	-
Less: Provision for Bad & Doubtful Debts	-	-
Total	-	-

Note - 4.1**Contract Assets**

(Rs. in Lacs)

Particulars	As at 31st March, 2025	As at 31st March, 2024
Unbilled Revenue	143.43	-
Total	143.43	-
Current	143.43	-
Non Current	-	-

Note - 5**Cash & Cash Equivalents**

(Rs. in Lacs)

Particulars	As at 31st March, 2025	As at 31st March, 2024
Balances with banks in current accounts	4.50	10.00
Cash on hand	-	-
Total	4.50	10.00

Note - 6**Other Financial Assets - Non-current**

(Rs. in Lacs)

Particulars	As at 31st March, 2025	As at 31st March, 2024
Security Deposit Considered Good*	0.28	-
Total	0.28	-

* Security deposit given against property taken on rent

Note - 7**Other Current Assets**

(Rs. in Lacs)

Particulars	As at 31st March, 2025	As at 31st March, 2024
Prepaid Expenses	0.26	-
Advance against Services	15.57	-
Balance with revenue authorities	21.26	-
Total	37.09	-



[Handwritten Signature]



Note - 8
EQUITY SHARE CAPITAL

(a) **Authorised**

Particulars	No. of Shares		(Rs. In Lacs)	
	As at 31st March, 2025	As at 31st March, 2024	As at 31st March, 2025	As at 31st March, 2024
Equity Shares of Rs. 10 each				
At the beginning of the period	-	-		
Add: Additions during the period	100000	100000	10.00	10.00
Less: Reduction during the period	-	-		
At the end of the period	100000	100000	10.00	10.00
Total	100000	100000	10.00	10.00

(b) **Issued, Subscribed and Paid up**

Particulars	No. of Shares		(Rs. In Lacs)	
	As at 31st March, 2025	As at 31st March, 2024	As at 31st March, 2025	As at 31st March, 2024
Equity Shares of Rs. 10 each fully paid				
At the beginning of the Year	-	-		
Add: Additions during the period	100000	100000	10.00	10.00
Less: Reduction during the period	-	-		
At the end of the period	100000	100000	10.00	10.00
Total	100000	100000	10.00	10.00

(c) **Details of shareholders holding more than 5% shares in the company**

Name of the Shareholder	No. of Shares		Percentage	
	As at 31st March, 2025	As at 31st March, 2024	As at 31st March, 2025	As at 31st March, 2024
M/s Rudrabhishek Enterprises Ltd	99,999	51,000	99.99%	51.00%
Mr. Pradeep Misra	1	-	0.01%	-
M/s Geo Engineering Company Pvt. Ltd.	-	49,000	-	49.00%
Total	100,000	100,000	100.00%	100.00%

The aforesaid disclosure is based upon percentages computed separately for class of shares outstanding, as at the balance sheet date. As per records of the company, including its register of shareholders/members and other declarations received from shareholders regarding beneficial interest, the above shareholding represents both legal and beneficial ownerships of shares.

(d) **Promoters Shareholding**

Disclosure of shareholding of promoters as at March 31, 2025 is as follows:

Promoter name	Shares held by promoters				% Change during the year
	As at 31st March, 2025	As at March 31, 2024	As at March 31, 2025	As at March 31, 2024	
	No. of shares	No. of shares	% of total shares	% of total shares	
M/s Rudrabhishek Enterprises Ltd	99,999	51,000	99.99%	51.00%	-0.49
Mr. Pradeep Misra	1	-	0.01%	0.00%	0.00
M/s Geo Engineering Company Pvt. Ltd.	-	49,000	0.00%	49.00%	0.49
Total	100,000	100,000	100.00%	100.00%	-

8.1 Terms/rights attached to paid up equity shares

The company has only one class of equity shares having a par value of Rs 10/-. Each holder of equity shares is entitled to one vote per share. In the event of liquidation of the Company, the holders of equity shares will be entitled to receive remaining assets of the company, after distribution of all preferential amounts. The distribution will be in proportion to the number of equity shares held by the shareholders.

8.2 The Company has not allotted any fully paid up equity shares pursuant to contracts without payment being received in cash.

8.3 The Company has neither issued any bonus shares nor bought back any shares during the period of 5 years immediately preceding the balance sheet date.

8.4 Details of Dividend paid and proposed during the year ended 31st March 2025 are as under:

a) Dividend declared & paid during the year Year Ended 31st March 2025

Dividend paid during the year

b) Proposed Dividend on Equity Shares

The Board of Directors of the company have not proposed any final dividend for year ended 31, March, 2025

Proposed Dividend on Equity Shares are subject to approval of shareholders in AGM and are not recognised as liability as at reporting date.



[Handwritten signature]



Note - 9**Other Equity****(Rs. in Lacs)**

Particulars	As at	As at
	31st March, 2025	31st March, 2024
Retained Earnings/ (deficit)		
As per last Balance Sheet	(0.23)	-
Add: Profit/(Loss) during the year	(56.05)	(0.23)
Balance at the end of year	(56.28)	(0.23)
As per last Balance Sheet	-	-
Total	(56.28)	(0.23)

a)- **Retained Earnings** : This Represents undistributed earnings/(deficit) accumulated by the Company as at Balance Sheet date.



Note - 10**Long Term Borrowing****(Rs. in Lacs)**

Particulars	As at 31st March, 2025	As at 31st March, 2024
Intercompany Loan	157.50	-
Total	157.50	-

Note No. 10.1 The inter corporate loan includes Loan from holding company namely Rudrabhishek Enterprises Limited. Rs. 157.50 Lacs (March'24 Rs. Nil)

Note - 11**Other Financial Liabilities - Non Current****(Rs. in Lacs)**

Particulars	As at 31st March, 2025	As at 31st March, 2024
Interest Payable on Loan	7.14	-
Total	7.14	-

Note No. 11.1 Interest payable includes payable to holding company namely Rudrabhishek Enterprises Limited of Rs. 7.14 Lacs [March'24 Rs.Nil]

Note - 12**Long term Provisions****(Rs. in Lacs)**

Particulars	As at 31st March, 2025	As at 31st March, 2024
Gratuity	0.42	-
Leave Encashment	0.34	-
Total	0.75	-

Note - 13**Short Term Borrowing****(Rs. in Lacs)**

Particulars	As at 31st March, 2025	As at 31st March, 2024
Intercompany Loan	40.00	-
Total	40.00	-

Note No. 13.1 The inter corporate loan includes Loan from related party namely Vinayaka Finance Pvt. Ltd. Rs. 40.00 Lacs (March'24 Rs. Nil)

Note - 14**Trade payables - Current****(Rs. in Lacs)**

Particulars	As at 31st March, 2025	As at 31st March, 2024
Total outstanding dues of micro enterprises and small enterprises	1.20	-
Total outstanding dues of creditors other than micro enterprises and small enterprises	65.74	0.23
Total	66.94	0.23

Note- 14.1 Trade Payable includes due to holding company Rs.14.35 Lacs [March'2024 Rs. Nil]

The disclosure under section 22 of Micro, Small and Medium Enterprises Development Act,2006, to the extent information available with the company is as under:

(a) the principal amount and the interest due thereon (to be shown separately) remaining unpaid to any supplier at the end of each accounting year;		
Principal	1.20	-
Interest	-	-
(b) the amount of interest paid in terms of section 16 of the Micro, Small and Medium Enterprises Development Act, 2006, along with the amount of the payment made to the supplier beyond the appointed day during each accounting year;	-	-
(c) the amount of interest due and payable for the period of delay in making payment (which have been paid but beyond the appointed day during the year) but without adding the interest specified under the Micro, Small and Medium Enterprises Development Act, 2006;	-	-
(d) the amount of interest accrued and remaining unpaid at the end of each accounting year; and	-	-
(e) the amount of further interest remaining due and payable even in the succeeding years, until such date when the interest dues above are actually paid to the small enterprise, for the purpose of disallowance of a deductible expenditure under section 23 of the Micro, Small and Medium Enterprises Development Act, 2006;	-	-



Ageing of Trade Payable

Ageing of Trade Payable as at 31st March 2025 from the date of transaction (Rs. in Lacs)

31st March, 2025	Outstanding for following periods from date of transaction			
	Less than 1 Year	1-2 Years	2-3 Years	Total
Undisputed Trade Payable				
-MSME	1.20	-	-	1.20
- Others	58.19	-	-	58.19
Disputed Trade Payable				
-MSME	-	-	-	-
- Others	-	-	-	-
Total	59.39	-	-	59.39
Add: Accrued Expenses				7.54
Total Trade Payable				66.94

Ageing of Trade Payable as at 31st March 2024 from the date of transaction (Rs. in Lacs)

31st March, 2024	Outstanding for following periods from date of transaction			
	Less than 1 Year	1-2 Years	2-3 Years	Total
Undisputed Trade Payable				
-MSME	-	-	-	-
- Others	-	-	-	-
Disputed Trade Payable				
-MSME	-	-	-	-
- Others	-	-	-	-
Total	-	-	-	-
Add: Accrued Expenses				0.23
Total Trade Payable				0.23

Note - 15

Other Financial Liabilities - Current

(Rs. in Lacs)

Particulars	As at	
	31st March, 2025	31st March, 2024
Employees Related Liabilities	7.30	-
Interest Payable on Loan	0.80	-
Total	8.10	-

Note- 15.1 Interest payable includes to payable related party namely Vinayaka Finlease Pvt. Ltd. of Rs. 0.80 Lacs [March'24 Rs.Nil]

Note - 16

Other Liabilities - Current

(Rs. in Lacs)

Particulars	As at	
	31st March, 2025	31st March, 2024
Statutory Dues Payable	3.66	-
Advances from customer	0.32	-
Total	3.98	-

Note - 17

Short Term Provisions

(Rs. in Lacs)

Particulars	As at	
	31st March, 2025	31st March, 2024
Gratuity	0.00	-
Leave Encashment	0.01	-
Total	0.01	-

Note - 18

Revenue from Operations

(Rs. in Lacs)

Particulars	For the year ended	
	31st March '2025	30th November 2023 to 31st March'2024
Revenue from execution of EPC contracts	216.81	-
Total	216.81	-



Disaggregation of revenue**Revenue based on nature**

(Rs. in Lacs)

Particulars	For the year ended 31st March '2025	For the period 30th November 2023 to 31st
Revenue from execution of EPC contracts	216.81	-
Other Operating Income	-	-
Total	216.81	-

Revenue based on Geography

Within India	216.81	-
Outside India	-	-
Total	216.81	-

Reconciliation of revenue from operations with contract price

Contract Price	216.81	-
Less: Variable Components like Discounts etc.	-	-
Revenue from Operations as recognised in financial Statements	216.81	-

Unbilled Revenue Reconciliation

(Rs. in Lacs)

Particulars	As at 31st March 2025	As at 31st March 2024
Reconciliation of Contract Asset - Unbilled receivables/Contract Assets		
Balance at the beginning of the financial year	-	-
Add: Addition (Net) in Unbilled receivables/Contract Assets	143.43	-
Balance at the end of the financial year	143.43	-

(Rs. in Lacs)

Reconciliation of Advance received from Customers	As at 31st March 2025	As at 31st March 2024
Balance at the beginning of the year	-	-
Less : Revenue recognised out of advance received from customers at beginning of year	-	-
Add : Advance received during the year from customers for which performance obligation is not satisfied and shall be recognised as revenue in next year	0.32	-
Balance at the end of the year	0.32	-

Note - 19**Direct Operating Cost**

(Rs. in Lacs)

Particulars	For the year ended 31st March '2025	For the period 30th November 2023 to 31st March'2024
Consumption of Material for execution of EPC contracts	188.04	-
Professional & Consultancy charges	11.81	-
Other Project Expenses	10.38	-
Total	210.23	-

Note - 20**Employee Benefits Expense**

(Rs. in Lacs)

Particulars	For the year ended 31st March '2025	For the period 30th November 2023 to 31st March'2024
Salaries, Wages & Bonus	38.47	-
Contribution to Provident and Other Funds	0.51	-
Gratuity Expenses	0.42	-
Leave Encashment Expenses	0.34	-
Staff Welfare Expenses	0.59	-
Total	40.33	-



[Handwritten signature]

Note - 21
Finance Costs

(Rs. in Lacs)

Particulars	For the year ended 31st March '2025	For the period 30th November 2023 to 31st March'2024
Interest Paid on Loan	9.80	-
Interest on Others	0.03	-
Total	9.83	-

Note - 22
Depreciation & Amortization Expenses

(Rs. in Lacs)

Particulars	For the year ended 31st March '2025	For the period 30th November 2023 to 31st March'2024
Depréciation on Tangible Assets	1.85	-
Total	1.85	-

Note - 23
Other Expenses

(Rs. in Lacs)

Particulars	For the year ended 31st March '2025	For the period 30th November 2023 to 31st March'2024
Auditor Remuneration	0.50	0.10
Professional & Consultancy Charges	-	0.13
Rates & Taxes	0.06	-
Travelling & Conveyance	9.50	-
Membership & Annual Fees- Subscription	0.08	-
Insurance	0.09	-
Office Expenses	0.53	-
Communication Expense	0.04	-
Miscellaneous Expenses	1.02	-
Corporate Shared Services	17.54	-
Legal Expenses	0.03	-
Printing and stationery	0.07	-
Total	29.46	0.23

Note - 24
Payment to Auditors

(Rs. in Lacs)

Particulars	For the year ended 31st March '2025	For the period 30th November 2023 to 31st March'2024
Audit Fee	0.50	0.10
Total	0.50	0.10

Note - 25
Earning Per Share (EPS)

(Rs. In Lacs)

Particulars	For the year ended 31st March '2025	For the period 30th November 2023 to 31st March'2024
Basic and Diluted Earnings Per Share		
Profit/(Loss) after tax as per statement of profit & loss (A)	(56.05)	(0.23)
Weighted Average No. of equity shares (B)	1,000,000	333,333
Basic Earning Per Share (Rs.) (A/B)	(5.60)	(0.07)
Diluted Earning Per Share (Rs.) (A/B)	(5.60)	(0.07)



Note - 26
Defined Benefit Plan - Gratuity (Unfunded)

(Rs. in Lacs)

Amount Recognized in Statement of Financial Position at Period - End	As at 31st March	As at 31st March
Present value of Defined Benefit Obligation	0.42	0.00
Fair value of Plan Assets	-	-
	0.42	0.00
Unrecognized Asset due to the Asset Ceiling	-	-
Net Defined Benefit (Assets) / Liability Recognized in Statement of Financial Position	0.42	0.00

Total Defined Benefit Cost/(Income) included in Profit & Loss and Other Comprehensive Income during the Period	As at 31st March	As at 31st March
Total Charge/ (Credit) Recognised in Profit and Loss	0.42	-
Total Amount Recognised in Other Comprehensive Income (OCI) (Gain) / Losses	-	-

Change in Defined Benefit Obligation	As at 31st March 2025	As at 31st March 2024
Defined Benefit obligation, beginning of period	-	-
Interest Cost on DBO	-	-
Net Current Service Cost	0.42	-
Actual Plan Participants' Contributions	-	-
Benefits Paid	-	-
Past Service Cost	-	-
Changes in Foreign Currency Exchange Rates	-	-
Acquisition /Business Combination / Divestiture	-	-
Losses / (Gains) on Curtailments / Settlements	-	-
Actuarial (Gain)/ Loss on obligation	-	-
Defined Benefit Obligation, End of Period	0.42	-

Change in Fair Value of Plan assets	As at 31st March 2025	As at 31st March 2024
Fair value of plan assets at the beginning	-	-
Expected return on plan assets	-	-
Employer contribution	-	-
Actual Plan Participants' Contributions	-	-
Actual Taxes Paid	-	-
Actual Administration Expenses Paid	-	-
Changes in Foreign Currency Exchange Rates	-	-
Benefits paid	-	-
Acquisition /Business Combination / Divestiture	-	-
Assets Extinguished on Curtailments / Settlements	-	-
Actuarial Gain/ (Loss) on Asset	-	-
Fair value of plan assets at the end.	-	-

Net Defined Benefit Cost/(Income) included in Statement of Profit & Loss at Period-End	As at 31st March 2025	As at 31st March 2024
Service Cost	0.42	-
Net Interest Cost	-	-
Past Service Cost	-	-
Administration Expenses	-	-
(Gain)/ Loss due to settlements / Curtailments / Terminations / Divestitures	-	-
Total Defined Benefit Cost/(Income) included in Profit & Loss	0.42	-

Analysis of Amount Recognized in Other Comprehensive (Income)/Loss at Period - End	As at 31st March 2025	As at 31st March 2024
Amount recognized in OCI, (Gain) / Loss Beginning of Period	-	-
Remeasurements Due to :		
1 Effect of Change in Financial Assumptions	-	-
2 Effect of Change in Demographic Assumptions	-	-
3 Effect of Experience Adjustments	-	-
4 (Gain)/ Loss on Curtailments/Settlements	-	-
5 Return on Plan Assets (Excluding Interest)	-	-
6 Changes in Asset Ceiling	-	-
Total Remeasurements Recognised in OCI (Gain)/Loss	-	-
Amount Recognized in OCI (Gain)/Loss, End of Period	-	-

Total Defined Benefit Cost/(Income) included in Profit & Loss and Other Comprehensive Income)	As at 31st March 2025	As at 31st March 2024
Amount recognized in P&L, End of Period	0.42	-
Amount recognized in OCI, End of Period	-	-
Total Net Defined Benefit Cost/(Income) Recognized at Period-End	0.42	-

(Rs. in Lacs)

Reconciliation of Balance Sheet Amount	As at 31st March 2025	As at 31st March 2024
Balance Sheet (Asset)/ Liability, Beginning of Period	-	-
True-up	-	-
Total Charge/ (Credit) Recognised in Profit and Loss	0.42	-
Total Remeasurements Recognised in OC (Income)/ Loss	-	-
Acquisition /Business Combination / Divestiture	-	-
Employer Contribution	-	-
Fund Charges	-	-
Benefits Paid	-	-
Other Events	-	-
Balance Sheet (Asset)/Liability, End of Period	0.42	-

Actual Return on Plan Assets	As at 31st March 2025	As at 31st March 2024
Expected return on plan assets	-	-
Remeasurement on Plan Assets	-	-
Actual Return on Plan Assets	-	-

Change in the Unrecognised Asset due to the Asset Ceiling During the Period	As at 31st March 2025	As at 31st March 2024
Unrecognised Asset, Beginning of Period	-	-
Interest on Unrecognised Asset Recognised in P&L	-	-
Other changes in Unrecognised Asset due to the Asset Ceiling	-	-
Unrecognised Asset, End of Period	-	-



The Major Categories of Plan Assets	As at 31st March 2025	As at 31st March 2024
Government of India Securities (Central and State)	-	-
High Quality Corporate Bonds (Including Public Sector Bonds)	-	-
Equity Shares of listed companies	-	-
Cash (Including Bank Balance, Special Deposit Scheme)	-	-
Funds Managed by Insurer	-	-
Others	-	-
Total	-	-

Financial Assumptions Used to Determine the Profit & Loss	As at 31st March 2025	As at 31st March 2024
Discounting Rate	6.87 PA	-
Salary Escalation Rate	5.50 PA	-
Expected Rate of Return on Assets	-	-

Demographic Assumptions Used to Determine the Defined Benefit	As at 31st March 2025	As at 31st March 2024
Retirement Age	50 Years	-
Mortality Table	IALM (2012-2014)	-
Employee Turnover / Attrition Rate	-	-
18 to 30 Years	3%	-
30 to 45 Years	2%	-
Above 45 Years	1%	-

Sensitivity Analysis	
Defined Benefit Obligation- Discount Rate +100 Basis Points	(0.07)
Defined Benefit Obligation- Discount Rate -100 Basis Points	0.08
Defined Benefit Obligation- Salary Escalation Rate +100 Basis Points	0.08
Defined Benefit Obligation- Salary Escalation Rate -100 Basis Points	(0.07)

Expected Cashflows for the Next Ten Years	As at 31st March 2025
Year - 2026	0.00
Year - 2027	0.00
Year - 2028	0.01
Year - 2029	0.01
Year - 2030	0.02
Year - 2031 to 2035	0.62

Data of Valuation	As at 31st March	As at 31st March
Number of Employee	4.00	-
Total Monthly Salary Eligible for Gratuity	2.11	-
Average Past Service (Years)	0.43	-
Average Age (Years)	37.63	-
Average Remaining Work Life (Years)	22.37	-
Average Remaining Working Life considering Decrements	18.01	-
Total Accrued Benefits	0.56	-

a) Eligibility	All Permanent employees of company
b) Salary for Gratuity	Last Drawn Basic Salary
c) Plan Service	completed Years of Service. Service of Six months and above is rounded off as one year
d) Contribution	Employee -Nil. Company - Full Cost
e) Vesting Period	5 Years of service
f) Benefit payable on Retirement	15/26 * Salary * Number of completed Years of Service
g) Benefit payable on Withdrawal Resignation	15/26 * Salary * Number of completed Years of Service
h) Benefit payable on Death/ Disability	As above except that no vesting conditions apply
i) Ceiling Amount	20

Leave Encashment

The total leave encashment liability of Rs 0.35 Lacs have been shown in Provision - Non Current (Rs 0.34 Lacs) and Provision - Current (Rs 0.01 Lacs) and does not require disclosure as mentioned in Para 158 of IND AS 19

Defined Contribution Plan

The company has not made contribution towards Provident Fund to Regional fund commissioner and ESI to Employee State Insurance Corporation since the are no. of employees are less than the applicable limit.



[Handwritten Signature]



Note - 27

Financial Instruments: Accounting classification, Fair value measurements

(Rs. in Lacs)
31st March, 2025

Particulars	Carrying Value	Classification			Fair Value		
		FVTPL	FVTOCI	Amortised Cost	Level 1	Level 2	Level 3
Financial Assets							
Cash and cash equivalents	4.50			4.50			
Others Financial Assets	0.28			0.28			
	4.78			4.78			

Particulars	Carrying Value	Classification			Fair Value		
		FVTPL	FVTOCI	Amortised Cost	Level 1	Level 2	Level 3
Financial Liabilities							
Long term Borrowings	157.50			157.50			
Other non current Financial Liabilities	7.14			7.14			
Short Term Borrowings	40.00			40.00			
Trade Payables	66.95			66.95			
Other current Financial Liabilities	8.10			8.10			
	279.69			279.69			

31st March, 2024

Particulars	Carrying Value	Classification			Fair Value		
		FVTPL	FVTOCI	Amortised Cost	Level 1	Level 2	Level 3
Financial Assets							
Cash and cash equivalents	10.00			10.00			
	10.00			10.00			

Particulars	Carrying Value	Classification			Fair Value		
		FVTPL	FVTOCI	Amortised Cost	Level 1	Level 2	Level 3
Financial Liabilities							
Trade Payables	0.23			0.23			
	0.23			0.23			

The Management assessed that carrying amount of cash and cash equivalent, bank balances, trade payables and financial liabilities approximates their fair value largely due to short term maturities of these instruments.

Note - 28

Financial Risk Management

The company's activities expose it to a variety of financial risks, interest rate risk, credit risk and liquidity risk. The company's overall risk management strategy seeks to minimise adverse effects from the unpredictability of financial markets on the company's financial performance. These risks are managed by the Management of the company under Board of Directors of the company to minimize potential adverse effects on the financial performance of the company.

i) Interest rate risk

Interest rate risk exposure - The exposure of the company's borrowing to interest rate changes at the end of reporting period is as follows:

Particulars	As at 31st March 2025	As at 31st March 2024
Variable rate borrowing	-	-
Fixed rate borrowing	197.50	-

The Company has taken borrowing from holding company & related party and is interest bearing at fixed rate, hence no interest rate risk.

ii) Sensitivity analysis: For floating rate liabilities, the analysis is prepared assuming the amount of liability outstanding at the end of the reporting period was outstanding for whole year:-

Particulars	Impact on profit before tax for the year ended	
Interest rate- increase by 50 basis point	NA	-
Interest rate- decrease by 50 basis point	NA	-



[Handwritten Signature]



Credit risk

Credit risk is the risk of financial loss to the company, if a customer or counterparty to a financial instrument fails to meet its contractual obligations, and arises principally from the company's receivables. The Company do not foresee any credit risk.

Investments / Earnest Money Deposit

The company do not have any investment.

Cash & Cash Equivalents

With respect to credit risk arising from financial assets which comprise of cash and cash equivalents, the Company's risk exposure arises from the default of the counterparty, with a maximum exposure equal to the carrying amount of these financial assets at the reporting date. Since the counter party involved is a bank, Company considers the risks of non-performance by the counterparty as non-material.

Liquidity risk

Liquidity risk is the risk that the Company will not be able to meet its financial obligations as they become due. The Company manages its liquidity risk by ensuring, as far as possible, that it will always have sufficient liquidity to meet its liabilities when due. The Company's finance department is responsible for fund management. In addition, processes and policies related to such risks are overseen by senior management.

Particulars	As at 31st March,	As at 31st March,
Cash, Cash Equivalent & Bank Balances(Note No. - 5)	4.50	10.00

The Company have contract assets of Rs. 143.43 lacs as at 31st March 2025, majority of which is billed subsequent to balance sheet date and upon billing to customer, amount will be realised and the Company do not foresee any liquidity risk.

Capital Management

The Company's policy is to maintain a strong capital base so as to maintain investor, creditor and market confidence and to sustain future development of the business.

The Company monitors capital using gearing ratio which is net debt divided by total equity. The Company's net debts includes interest and non interest bearing loans less cash and bank balances.

The Company's net debt to Equity ratio is as under:

Particulars	As at 31st March,	As at 31st March,
Total Borrowings	197.50	-
Less: Cash and Cash Equivalents	4.50	10.00
Adjusted net debt	193.00	(10.00)
Total Equity	(46.28)	9.77
Adjusted net debt to total equity	-417.05%	-102.34%

Note - 29**Related party disclosures**

Related party disclosures as required by Indian Accounting Standard (Ind AS) -24 is as under:-

A List of related parties and relationships**a Holding Company**

- M/s Rudrabhishek Enterprises Limited (Holding Company)

b Fellow Subsidiaries

- Rudrabhishek Architects and Designers Private Limited
- Rudrabhishek Infosystem Private Limited
- Rudrabhishek Techno Consultancy Private Limited

c Key Management Personnel

- Mr. Pradeep Misra Director
- Mr. Kanganaru Narayana Jayaprakash Director (Resigned w.e.f.28-Oct-2024)
- Mr. Alok Rastogi Director (Resigned w.e.f.30-July-2024)
- Mr. Manoj Kumar Director (Appointed w.e.f. 30-July-2024)

d Enterprises over which Director / key management personnel and their relatives exercise significant influence

- M/s Vinayaka Finlease Pvt Ltd

B Transactions with related parties

Description	Holding Company		Key Management personnel and their relatives		Enterprises controlled by key management personnel and their relatives	
	Current Year	Previous year	Current Year	Previous Year	Current Year	Previous Year
Interest paid						
M/s Vinayaka Finlease Pvt Ltd	-	-	-	-	1.86	-
M/s Rudrabhishek Enterprises Limited	7.94	-	-	-	-	-
Paid of Corporate Shared Expenses						
M/s Rudrabhishek Enterprises Limited	17.54	-	-	-	-	-
Inter Corporate Loan Taken						
M/s Vinayaka Finlease Pvt Ltd	-	-	-	-	90.00	-
M/s Rudrabhishek Enterprises Limited	177.00	-	-	-	-	-
Inter Corporate Loan Paid						
M/s Vinayaka Finlease Pvt Ltd	-	-	-	-	50.00	-
M/s Rudrabhishek Enterprises Limited	19.50	-	-	-	-	-

Outstanding balances at the year end	Current Year	Previous year	Current Year	Previous Year	Current Year	Previous Year
Interest Payable						
M/s Vinayaka Finlease Pvt Ltd	-	-	-	-	0.80	-
M/s Rudrabhishek Enterprises Limited	7.14	-	-	-	-	-
Inter Corporate Loan Payable						
M/s Vinayaka Finlease Pvt Ltd	-	-	-	-	40.00	-
M/s Rudrabhishek Enterprises Limited	157.50	-	-	-	-	-
Trade Payable						
M/s Rudrabhishek Enterprises Limited	14.35	-	-	-	-	-



(Handwritten signature)



Note - 30

Segment Information

- a Operating segments are established on the basis of those components that are evaluated regularly by the Management in deciding how to allocate resources and in assessing performance. The Company is principally engaged in one business segment of Engineering, Procurement & Construction (EPC) contracts, hence, there are no operating segment. The company operated in India only and there are no Geographical segment

Revenue on Product Group use basis (IND AS 108 Para -32)

Particulars	For the year ended 31st March	For the year ended 31st March
Revenue from execution of EPC contracts	216.81	-
	216.81	-

Revenue as per Geographical area (IND AS Para 33(a))

Particulars	For the year ended 31st March	For the year ended 31st March
Within India	216.81	-
Outside India	-	-
	216.81	-

- d The entire non current assets are located in India

- e Revenues from Transactions from single external customer amounting to 10 per cent or more of the company's revenue is as follows:

Particulars	For the year ended 31st March 2025	For the year ended 31st March 2024
Customer 1	216.81	NA

Note - 31

Additional regulatory information

No.	Ratios	Numerator	Denominator	Mar-25	Mar-24	Change in ratio as compared to preceding year	Reason for change in ratio by more than 25% as compared to
1	Current Ratio (in times)	Total Current Assets	Total Current Liabilities	1.56 : 1	43.76 : 1	(96.44)	Due to increase in current assets and also current liabilities
2	Debt-Equity Ratio (in times)	Debts Consists of long borrowings and lease liabilities (except short term borrowing)	Total Equity	-4.27 : 1	-	(100.00)	Due to increase in debt
3	Debt Service Coverage Ratio (in times)	Earning for Debt Service = Net Profit after taxes + Non-cash operating expenses + Interest + other non-cash	Debt Service = Interest and lease payments + Principal repayments	-1.21 : 1	N.A	(100.00)	Due to increase in debt and loss in current year
4	Return on Equity Ratio (%)*	Profit/(Loss) for the year less Preference dividend (if any)	Average Total Equity	-	-2.34%	-	
5	Trade Receivables Turnover Ratio (in times)	Revenue from Operations	Average Trade receivables	NA	NA	NA	
6	Trade Payables Turnover Ratio (in times)	Direct Operating Cost+Other expenses	Average Trade Payables	7.14 : 1	-	100.00	Due to increase in direct operating expense and trade payables
7	Net Capital Turnover Ratio (in times)	Revenue from operations	Average Working Capital (i.e. Total current assets less Total current liabilities)	5.7 : 1	-	100.00	Due to increase in Revenue from operations during the year
8	Net Profit/(Loss) Ratio (in %)	Profit/(Loss) for the year	Revenue from Operations	-25.85%	NA	(100.00)	Due to loss in current year
9	Return on Capital Employed (in %)	Profit/(Loss) before tax and finance cost	Capital employed = Net worth + Lease liabilities + Deferred tax liabilities	-43.02%	-2.34%	(1,738.46)	Due to increase in losses and debt during the year
10	Return on Investment (in %)	Income generated from invested funds	Average invested funds in treasury investments	NA	NA	NA	

* in view of loss and negative net worth during the year, Return on equity ratio is not given for year ended 31st March 2025



Handwritten signature



Note - 31.1

(i) **Details of Benami property** : No proceedings have been initiated or are pending against the company for holding any benami property under the Benami Transactions (Prohibition) Act, 1988 (45 of 1988) and the rules made thereunder.

(ii) No funds have been advanced/loaned/invested (from borrowed fund or from share premium or from any other sources/kind of fund) by the company to any other person(s) or entity(ies), including foreign entities(intermediaries), with the understanding (whether recorded in writing or otherwise) that the intermediary shall (i) directly or indirectly lend or invest in other person or entities identified in any manner whatsoever by or on behalf of the company (Ultimate Beneficiaries) or (ii) provide any guarantee, security or like to or on behalf of the Ultimate Beneficiaries.

No funds have been received by the company from any person(s) or entity(ies), including foreign entities (funding Parties), with the understanding (whether recorded in writing or otherwise) that the company shall (i) directly or indirectly lend or invest in other persons or entities identified in any manner whatsoever by or on behalf of the Funding Party (Ultimate Beneficiaries) or (ii) provide any guarantee, security or the like on behalf of the Ultimate Beneficiaries.

(iii) **Compliance with number of layers of Companies**: The Company has complied with number of layers prescribed under the Companies Act, 2013.

(iv) **Compliance with approved scheme(s) of arrangements** : The Company has not entered into any scheme of arrangement which has an accounting impact on current financial year.

(v) **Undisclosed Income**: There is no income surrendered or disclosed as income during the current year in the tax assessments under the Income Tax Act, 1961 that has not been recorded in the books of accounts.

(vi) **Details of crypto currency or virtual currency**: The company has not traded or invested in crypto currency or virtual currency during the current year.

(vii) **Valuation of PP&E, intangible asset or investment property** : There has not been revaluation of Property, Plant and Equipments.

(viii) **Relation with Struck off Companies**: The company has no transaction with the companies struck off under Companies Act 2013 or Companies Act 1956 during the year ended 31 March 2025.

(ix) **Working Capital Borrowings on security of Current Assets** : There are no working capital borrowings on security of current assets requiring quarterly return or statement of current assets to be filed by the company with bank.

(x) **Registration of charges** : There are no charges or satisfaction of charges which are yet to be registered with Registrar Of Companies beyond the statutory period.

(xi) **Audit Trail** : The company has used an accounting software for maintaining its books of accounts for the financial year ended 31 March 2025, which has a feature of recording audit trail (edit log) facilities and the same has been operating for all relevant transactions recorded in the software. Although the accounting software has inherent limitations, there were no instances of audit trail feature been tampered and the audit trail has been preserved as per statutory requirements for record retention.

Note - 32

Previous Year figures have been re-arranged/re-grouped, wherever necessary to confirm to current year classification

As per our report of even date
For Doogar & Associates
Chartered Accountants
Reg. No.000561N

Madhusudan Agarwal
Partner

Membership No 86580



For and on behalf of the Board of Directors

Pradeep Misra
(Director)

[DIN:01386739]

Mandj Kumar
(Director)

[DIN:02659861]



Date :-23rd May 2025
Place : New Delhi